

Quilters' Press

Official Publication of the Tri-City Quilters' Guild

P.O. Box 215 • Richland, WA 99352



Vol 44 No. 5

Sep-Oct 2024

www.tcquilters.org

September brings MFA presentations

The three Member Featured Artist candidates for the 2025 Guild Show will present their offerings at the September 16 meetings. Please come, enjoy the presentations, and vote for your choice. Meet the candidates on pages 4 and 5.



Get ready for colder weather in October

At the October guild meeting Trish Mischuk will make a presentation on options and helpful ideas for making quilted garments that spur the imagination and challenge the norm. Trish will also share the factors that influenced her foray into quilted garments and will have samples of her projects.

Trish displayed four jackets in our last quilt show, and they were stunning! You won't want to miss this presentation!



Upcoming election news

I'm pleased to announce that Renee Grabiec and Ashley Oberg have graciously agreed to be considered for President and Secretary of the TCQG Board, respectively, for the next two years. Other interested Guild members can contact me (kmbrun@gmail.com) prior to the September Guild meeting to be added to the ballot.

— Karen Brun

President's Message

School is starting, where did summer go?

I know some of you have been traveling and I am so envious. Our few — very short — weekend outings have me wanting to go for a long vacation. On the other hand, I have been busy making small quilts and two quilts from the Eddie Walker class which was fun. I am also working on a Halloween table runner and placemats. What have you been doing?



Ardith Eakin

Between the Guild, White Bluffs, and local quilt shops we are blessed with many opportunities to take classes. I read about quilters who are in rural areas and how limited they are for taking in-person classes. They have to do online classes, YouTube videos, or travel long distances which is never as satisfying as being in a room with fellow quilters. Thank you to all the great teachers and opportunities we enjoy. Retreats are another opportunity, with one coming up shortly, but they are not for everyone. I have not attended one, but I understand they are fun.

September 21 — mark your calendar!!! South Eastern Washington Inspired Quilt Festival (SEWIQ) in downtown Kennewick. The guild has been participating in this event since it started and it is one of our many opportunities to sell raffle tickets. A few changes this year as all the quilts will be hanging in the parking lot across from Discount Vac and Sew rather than lining Kennewick Avenue. Ginny Hildreth is organizing the quilt show part of the SoCo Creative Arts Festival. Guild members have always been ready to help on that day and I'm sure our help will be needed again. Be sure and do your sun/no rain/no wind dance as September can be iffy.

Happy Quilting

Ardith



Inside this issue

President's Message.....	1
Upcoming Programs	1,2
News Briefs	2
Who Do I Contact	2
2025 Quilt Show News	3
Pot holder news.....	3
Member Featured Artist candidates	4,5
Fall Retreat.....	6
Hoffman Challenge	6
Make It Modern presentation	6
Robin Ruth Open House	6
Round Tuit news	6
Community Service news	7
Julep quilt tops	7
For Sale ad	8
Longarm quilter ads	8
Printing & Advertising info.....	8
Project Linus meeting dates	8
White Bluffs Quilt Museum news	9
Birthdays.....	10
Life Care Fair activities	10
Machine Quilters' Guild	10
Project Linus Mystery news	10
Membership application/renewal form	11
Round Tuit Declutter Challenge	11
Applique class signup form	12
Local Quilt Shops	13
Upcoming Quilt Shows.....	13
Notable quilts.....	14
2025 Challenge	15
Next Meeting dates	16

Note from the editor: any mistakes in this issue will be placed squarely on the paws of my new assistant, Nikki.



Programs - A quick look

Sep	Vote on Member Featured Artist
Oct	Trish Misczuk—Quilted garments
Nov	Laurel Sutton and Linda Weir— White Bluffs Quilt Museum
Dec	Annual Business/Christmas party

BRIEFS

New Members

Please welcome these new and re-turning members:



Maria Goedhart
Alicia Mercado
Pegi Nelson
Glenda Schlahta
Toni Ulam

Membership renewal time

It's time to begin our 2025 membership drive. Save money and help the guild by renewing early, \$25 until Dec 31. Form on page 11.

Upcoming classes

Cheryl Garrison will teach appliqué with Apliquick on Oct 21. Note that the class will be held in Hillspring Church after the morning meeting. Sign-up form on page 12.

And Gwen Mangelson will teach a jelly roll rug class at White Bluffs Quilt Museum on Sept 21. Details page 9.

Call for submissions for next Raffle Quilt

Now that the 2025 Quilt has been revealed, it's time to plan for the 2026 Raffle Quilt. Please submit your ideas (or finished quilts) to any member of the executive board, and plan to present your ideas/quilts at the November board meeting.

Freddy Moran

The quilting world recently lost a legend with the passing of Freddy Moran. I knew Freddy back in the day—she was the greeter at my quilt guild when I first joined in the early 90s. She was always cheerful, always colorful with her signature red-framed glasses.



Freddy was known for her use of bright, bold colors: in quilts, decorating her house, and her personal clothing. Her mantra was “Red is a neutral”. But I remember a quilt she made one year for our annual guild show. It was a *pastel* Lone Star, made to silence the critics who thought she couldn't think outside the box. Her not-so-secret secret was that there was a bright, bold Lone Star on the back of the quilt!

Freddy didn't start quilting until the age of 60, but she left a lasting mark on the quilting world. We will miss her!

— Karen Michaels



Tri-City Quilters' Guild

Executive Board

Elected Officers

President	Ardith Eakin
Treasurer	Nancy Graves
VP AM	Sharon Clement
VP PM	Linda Glaman
Guild Secretary	Cheryl Garrison

News? Questions? Concerns?

tcquilters@gmail.com

WWW.TCQUILTERS.ORG

[facebook.com/tcquilters.org](https://www.facebook.com/tcquilters.org)

[@tricityquiltersguildwa](https://www.instagram.com/tricityquiltersguildwa)

Volunteer Committee Chairs

Education

Workshops
Library

Community Service

Member Services
Retreats
Friendship Groups
Sunshine

Communications

Newsletter
Website
Facebook
Facebook

Quilt Show Chair

Show Co-chair

Linda Weir
Linda Weir
Cheryl Garrison
Cyndy Underwood
Kate Giever
Ginny Coffman
Terri Fischer
Sandy Moroney
Dianne Cramer
Karen Michaels
Nancy Graves
Dianne Cramer
Ginny Hildreth
Jodi Hassell
Marcy Traeger

Quilt Show News

Home IS where the heart is.

I think everyone would agree with that. Home is where we want to be. Where we are wanted. Where we are known. It is a place. It is a feeling. It is also people. All of it beautifully intertwined.

As the hot days of summer turn into the cool mornings of fall, I hope your thoughts will be turning to the joy of 'home' and how you are going to capture those thoughts and feelings with fabric and thread.

In other Show news, the Quilt Show team leaders will begin meeting monthly from now until March to start nailing down the details for the show. Our first meeting will be at 4 pm on Saturday, Sept. 28 at White Bluffs. *Everyone is welcome to join us* to participate in those behind-the-scenes conversations. However, I will warn you to attend at your own risk. You might find that you enjoy it and want to take on a more active role. 😊

While the major positions are filled, we do need a few people to take on smaller roles and jobs that will be vacating in the next year. PLEASE CONSIDER THESE:

- YARD SIGN WRANGLER (Feb-April)– create maps for sign locations, hand out signs to members at Feb's meetings, collect signs at April's meetings. A friendship group cleans the signs and puts the new date stickers on.
- PROPERTIES MANAGER (year-round) – oversee the storage unit located on Wellsian Way that houses the equipment for the quilt show. Keep it organized and inventoried. Retrieve stored items or arrange for people to have access to the unit. Should be present the week of the quilt show.
- GRAPHIC DESIGN (June-Feb) -use software to design raffle tickets, posters, postcards, and very importantly – the program for the show. This job is small in the summer and BIG in January and February. Carol O'Callahan would like someone to walk alongside her this Dec-Feb to learn how to create the show brochure.
- MEMBERS MARKET (Quilt Show) Encourage members to contribute quilts to sell, set up and take down the booth at the show, and manage the sales at the show. Should be present both days of the show.



- PUBLICITY (Fall-March) - seek out physical and online locations to advertise, keep mailing list for postcards, (Dec/Jan) assemble shop owner packages for mailing, hand deliver to local shops, post guild activities on social media (year-round). Walk alongside Dianne Cramer this fall/winter to learn what she does.
- RAFFLE QUILT FOR 2026 SHOW (now) – Do you have a quilt you would like to make to donate? Want to pair up with a friend or two to make one? Have a finished quilt you would like to donate? The guild can provide materials to make it, the batting, and the quilting to finish it. Must have Board approval. Submit a proposal to the Quilt Guild Board asap.

–Jodi



2025 Challenge reminder

The **Take a Page** challenge for next year's quilt show was presented at the June meeting. If you haven't done so yet, you still have until January 2025 to get the materials needed. Details on page 15.

Pot holders fundraiser

Pot holders are being accepted now for the 2025 Quilt Show. This is a project that TCQG members participate in to help raise money for the Guild. Please consider making a pair or more to donate — all it takes is some fabric scraps, a square of Insul-Bright® and a square or two of batting.

Use your own materials or contact Terese Pratt for squares of Insul-Bright® and/or batting to help you complete your donations. She'll have supplies at the Guild meetings or call 509-591-1973 and leave a message. Unleash your creativity!



Member Featured Artist Candidates

JAN YANCEY—Hello! My name is Jan Yancey, and I am thrilled to be one of the three nominees for next year's Member Artist!

I was quite young when I started sewing, learning the basics from my mother who was a professional tailor. In my early adult years, I put my skills to work sewing practical things - T-shirts, shorts and batman capes for 4 little boys. When my girls came along, I added prom dresses, wedding dresses and blessing gowns to my "been there, done that" list. Oh my! There are a LOT of crazy things on that list! Puppets, parachutes, and recently, I made a bandolier that will hold 24 cans of beer for a wedding reception! If it can be imagined, I can make it.

Somewhere in all that craziness and in the process of raising 6 kids I became interested in oil painting. There were very few resources in our little town back in those days, so I am a self-taught artist. My skills grew quickly, becoming experienced enough to teach. I ended up teaching decorative painting for over 25 years. I received a Certified Decorative Artist (CDA) certification from the National Society of Decorative Painters in 1993 and was invited to paint a Christmas tree ornament for the White House that same year.

My favorite style of painting is Rosemaling ... a folk-art style of painting with roots in Norway dating back to the early 1700's. Rosemaling uses lots of teardrop-shaped strokes called comma strokes. There can be hundreds of them in a painting. Fast forward to quilting ... the very first time I set out to quilt feathers mine were nearly perfect! I said "WHAT?? I thought they were supposed to be hard to do." It eventually dawned on me that I'd been practicing feathers as comma strokes with a brush and paint for over 25 years. This was my "*hello painting... meet quilting*" moment! Rosemaling almost always appears in my quilting in one form or another now. They are a perfect match. As an interesting side note, my mom's genealogy has roots very close to those now famous areas where Rosemaling originated.



I brought many skills from painting with me into quilting. These include a working understanding of unity, variety, line, shape, space, balance, color, movement, white space, texture, proportion and scale. These are all well-known principles of design and I have found they are just as important in quilting as they are in painting. I believe these extra "tools" in my sewing box give my quilting a little something special. You might not be able to name all these things in my quilts but many people say they just see something different there. For all these reasons and more, I only do free motion quilting. I must have the untethered, creative freedom that comes with it. So, no programmed patterns for me!



I don't paint a lot these days but I play a little with watercolors. I do, however, often go back to my painting roots to solve many design problems. If I can't find the perfect sunset fabric or ocean background, well, I just paint some. Designing quilts takes a lot of courage to put yourself out there to be judged. It's always a wild ride but I love it!



Member Featured Artist Candidates (cont'd)

KAREN MICHAELS—I have always enjoyed needlework of one form or another. I recently found a cross-stitch piece that I stitched at **age 7**, titled “Home Is Where the Heart Is”! And then at age 16, I attempted my first quilt. What little I knew back then!



But I really discovered today’s quilting in the early 1990s. My mother took me to a quilt show just for something to do. I was hooked from the moment I walked through the door! Quilt-making gave me another creative outlet that has stayed with me all this time.

Over the last 32 years I have tried my hand at many quilt-making techniques. Foundation paper piecing has long been a favorite of mine, and back in the day I self-published several of the projects I designed to teach. Lately I also enjoy English paper piecing and redwork – handwork is very portable and calming. And occasionally I do a bit of long-arming.


I NEED to make quilts – it’s in my DNA! I love to accept Guild challenges to stretch my capabilities, learn new techniques, try new materials. I love doing everything from “difficult and time-consuming” pieces to “quick and easy”. Most often these days, you’ll find me piecing or long-arm quilting a Community Service quilt for its quick reward, and

to help the cause.

But I don’t like to make quilts that will look like everyone else’s. I choose my own colors, and often make my own designs. So I don’t buy kits, and have never purchased a pre-cut fabric pack.



It is such an honor to be nominated to be Member Featured Artist. Thank you! And I look forward to showing you my favorite pieces, old and new.



LINDA WEIR—Although I knew many people who sewed, no one that I knew growing up was a quilter so when I wandered into a quilt shop in my mid-30’s I was quite surprised and excited. I loved the idea of doing something meaningful while creating something beautiful. I signed up for a class and was able to make a few quilts before the pressures of work crowded quilting out of my activities. Shortly before I retired, I attended my first quilt show (this guild’s) and my excitement was reborn.



Quilting occupies my mind and my hands while it brings me the joy of creation. I’m delighted at how different fabric choices can change a design, trying different styles of quilting is an adventure, and figuring out how to



enhance a top by adding interest via the quilting is an absorbing challenge.

Another benefit of my interest in quilting has been the many friendships that I’ve formed over quilting related activities. I’m honored to be considered for member artist, and if selected, I will represent the guild and the art of quilting to the best of my ability.



Only 3 openings left for Fall Retreat

The Fall Retreat is coming up fast, on Sept 17 -22, Tues – Sun. This is a great opportunity to finish up a UFO or to start a new project. There are 3 openings still available (double occupancy) and they are on a first come/first serve basis. The cost is \$80/night (plus 4 meals \$60). Rooms have their own bath and at least two beds. Everyone will have a sewing table for their use. Ironing centers, irons, cutting tables and design walls will be provided. Please email or text Ginny Coffman if you would like to join in on the fun: Ginnycoff@gmail.com, 509-786-8953.



Round Tuit news

The September Round TUIT room request is batting and any interfacing or fusibles. The November request is knitting or crochet items. The December request is craft supplies. Quilting fabric is always welcome; especially if it's folded selvage to selvage and measured.

Our new friendship group is **Quilters of the Round TUIT** and we will meet at WBQM on the first and third Thursdays of the month at 1:00 pm until 4 pm. Come for as long as you like and help sort through the donations.



Make it Modern presentation

At the August meetings, Louise Peterson gave a presentation on modern quilt design principles by way of introducing the **Make it Modern** Friendship group and their quilts.



Robin Ruth Open House

Several of our Guild members attended Robin Ruth Long's Open House on June 22. Sitting right up front in the first row are Marti Cummings, Susie Shipp, Barbara Minton, and Marilyn Wilbanks.



It's Hoffman Challenge time!

Join in on the 35th Annual Hoffman Challenge using at least 5 of the 14 fabrics in the "Fresh Meadow" batik collection. Entries can be in the Quilts, Clothing, Accessories, or Youth Category.

Online registration must be submitted by January 15, 2025. You may submit up to three different pieces of artwork with the \$30 entry fee (paid online).

The 2024-2025 Hoffman Challenge fabrics are now in stores. Quiltmania and The Sewing Basket both have the full lines.

Find more details at

<http://hoffmanfabrics.com/challenge>



Community Service News

We are doing an awesome job! Our total quilts delivered for this year is 241. There are also 3 or 4 community service quilts in the White Bluffs Market Place to be sold: those of us that process the quilts thought they were exceptional. If they sell, the money will go into the Community Service budget. If you have any questions or concerns regarding this, please feel free to contact me.


The distribution is as follows:

Casa - 18
Domestic Violence - 20
Elijah Family Homes - 15
Habitat for Humanity - 2
Hospice at the Chaplaincy - 31
Kadlec Critical Care - 12
Kennewick Police Department - 17
My Friend's Place - 15
Red Cross - 13
Richland Police Department - 11
SARC (Support Advocacy & Resource Center) - 27
Tri-Cities Cancer Center - 15
Tri-Cities Diaper Bank - 26
Tri-Cities Union Gospel Mission - 19

Our July Sewcial was very productive. We worked on the **Julep** blocks that Renee Grabiec had guild members doing the first part of the year. There were enough blocks turned in to make 3 quilt tops. Our next Sewcial will be on October 29 at White Bluffs Quilt Museum from 1 pm to 5 pm, and we will be working on the **Bingo** blocks from July's program. Sewcials are held 5th Tuesdays to gather and work on Community Service projects — everyone is welcome.

For those who are new to the guild and want to know how Community Service works, this is a quick rundown. There are members who meet once a month to make kits. The kits are then brought to meetings where members take them and piece the tops. A top is then matched with a back and binding. From there, batting is added to make a bundle. The bundle is then brought to a meeting for members to quilt, then brought back to a guild meeting to either get the binding put on or to be processed for distribution. There's a place for everyone in this well-oiled process.

— *Cyndy Underwood*



Julep blocks now in quilt tops

Congratulations on all the blocks completed from Kona's **Julep** Color of the Year! At the Sewcial held on July 30, three quilt tops for Community Service were made from your blocks. Many thanks to all the members who participated by making blocks and assembling the tops.





Miss Daisy Quilting

Custom free motion and hand-guided longarm quilting services



Jodi Hassell
(509) 378-2586

missdaisyquilting
missdaisyquilting@gmail.com



Candy Crandall • Longarm Quilter

Candy's Quilts & Things



509-531-8550

68403 NSR 225

Benton City, WA

candysquiltsandthings@gmail.com

For Sale

Babylock Tiara III 16" long arm machine setup

Includes machine, table, bobbin winder, ruler feet set, Trustitch stitch regulator and accessories.

Recently serviced by local Babylock dealer.

\$2,000.00

Linda Glaman
509-539-2771



The Closet (The Guild's own stash!)

Need (free) materials to complete a Guild project? Check out the GUILD CLOSET! Pick from a rainbow of colors to create a top or back, take home a kit, or finish one with quilting or binding. There's batting, too! Fabric donations are welcome.

To access to the Closet, email

- Nancy Green (nancysneedles@charter.net),
- Laurel Sutton (coversincolors@yahoo.com),
- Or Cyndy Underwood (quilterathart@yayoo.com)

to agree on a convenient rendezvous.

Project Linus Dates

Thu, Sep 12 10-3

Quilting at the Library
Richland Public Library
955 Northgate Dr, Richland

Thu, Oct 10 10-3

Quilting at the Library
Richland Public Library

Sat, Oct 12 10-3

Make a Blanket Day

Richland Public Library

For more information on Project Linus, visit
<http://www.projectlinus-tc.org/>

Project Linus
Providing Security Through Blankets



Printing & Advertising Information for Quilters' Press

- ◆ **Quilter's Press:** published six times/year by the Tri-City Quilters' Guild
- ◆ **FOR PAID ADS:** Send payment to Tri-City Quilters' Guild Treasurer at PO Box 215, Richland, WA 99352
- ◆ **Subscription:** (6 issues/year) \$10.50 per calendar year, or included in the annual membership dues.
- ◆ **Send to Editor (in writing):** your comments, information, articles, announcements. Future events for all quilt groups published free of charge. Editor: Karen Michaels 510-688-1762 pkmichae@gmail.com
- ◆ **Advertisements:** TCQG members receive one free personal advertisement (business card size) per year. Business Advertisements: quilt-related shops, fabric shops, and persons who operate a home-based quilt related business. Rates are listed at right. Display ads need not be camera ready.
- ◆ **Deadline for Newsletter Advertisement:** 20th of each even month.

Quilters' Press Advertising Rates Per Issue

Business Card	\$10 non-members — \$5 for members
Classified	\$1 per line - \$5 minimum (same for members)
Quarter Page	\$20 non-members — \$10 for members
Half Page	\$40 non-members — \$20 for members
Full Page	\$80 non-members — \$40 for members

TCQG members may place one free business card size ad per year



Autumn at the Museum ... A Busy Time!!

Final Exhibit Debuts on Labor Day

"Blues in the Night" will hang through December. In addition to quilts from the Museum collection that fit the theme (color, music, mood), there will be items on loan from members and friends. Look for an antique quilted by Katie Harris. And a collection of smallish pieces by members of the Guild's Make It Modern study group – products of their year spent with Improv Quilting by Irene Roderick.

Several Ways to Celebrate September 21 – National Sew a Jelly Roll Day

Learn how to make a jelly roll rug! Gwen Mangelson teaches at the Museum from 9 to 4. \$40.

Start your Harvest Shop Hop journey by staying in the Tri-Cities! In Historic Downtown Kennewick, visit Discount Vac & Sew and Sandy's Fabrics, then stop at the side-by-side booths of the Museum and the Guild at the SOCO arts festival: Museum booth will stamp your passport and give your free fat quarter; Guild booth will give you a coupon for \$2 off your Round Tuit Room purchase at the 2025 show.



Harvest Shop Hop Runs Through Sunday October 6

Other participating shops in the Tri-Cities are Fabric 108, Janean's, and Quiltmania, and Soul Stitchery.

The "Grape loop" includes Stitches Mercantile in Pendleton, Highland Quilts in Athena, Stash and Walla Walla Sew, Vac and Spas in Walla Walla, and Alpine Cottage in College Place.

The "Wheat loop" includes Country Fabrics in Moses Lake, the Fabric Patch in Ephrata, Kissed Quilts in Grand Coulee, the Crazy Quilters Store in Lind, and Windy Stitches & Stash in Ellensburg.

Quilters' Press

The "Hops loop" includes 3 C's Fabric in Goldendale, the Quilters Café and Stitch & Quilt in Yakima, and the Sewing Basket in Prosser.

Passports are available at all participating stores and the Museum; \$10 buys you a sticker and a free fat quarter with purchase. You do not have to complete full loops or even visit all the loops: if your passport contains 12 or more stickers, you are eligible for prize drawings -- \$25 gift certificates from participating stores; 18 or more stickers are required to participate in the drawing for two grand prizes. Drawings scheduled for Saturday October 26.



Leave the Driving to the Bus!

Two scheduled trips will escort you enjoyably to six area quilt stores. Gwen Mangelson, whose husband will drive, has exercised their friends & family discount to organize two separate outings and offer seats on 38 passenger vehicles (with restrooms) at reasonable prices.

On Wednesday, September 25, Trip #1 takes you to Yakima and Goldendale.

On Wednesday, October 2, Trip #2 takes you to Ephrata, Moses Lake, and Lind.

Each trip costs \$50; if you sign up for both, you pay only \$90. Registration and non-refundable payment are due to Gwen by Saturday September 7. Phone or text 417-569-2100.



Save Your Pennies for the Annual Black Friday Sale

After the traditional turkey comes the traditional day for bargains. This has been a banner year for Museum members and friends to purge or entirely dismantle sewing studios. Find discounted prices on fabric – LOTS of it! – books, tools, notions, and assorted supplies for all sorts of fiber hobbies.



Birthdays

September

Aileen Adamson
Candace Crandall
Mignonne "Marti" Cummings
Marion Dowell
Janelle Downs
Amber Gideon
Nancy Green
Kathryn Kaser-Nichols
Debbie Logan
Pat Logan
Fay Marlene Martin
Carolyn Monson
Cindy Moon
Patty Morehouse
Sandra Moroney
Terese Pratt
Reba Rees
Shannon Rhodes
Pauline Sheldon
Darlene Smith
Suzie Stacey
Teri Stephens
Alta Thomas
Judy Urrutia

October

Juanita Alvarez
Margie Calder
Ceona Chitwood
Ardith Eakin
Kristi Ruth Ellis
Rana Evans
Ethel Ferger
Barbara Furlong
Jeanne Halapoff
Cheryl Heinemeyer
Beverly Homestead
Cindy Jewell
Robin Moore
Cathi Nuferrous
Jeannine Ossman
Doreen Thompson
Marcy Traeger
Toni Ulam
Barbara Ward
Linda Weir



Please remember to bring snacks to the meeting if it's your birthday month. Thank you!

TCQG participates in Life Care Fair

The Guild was recently invited, on very short-term notice, to put together a few activities for the residents at Life Care Center in Richland as part of that facility's Fair Week. Several hard-working volunteers pulled it off!

Here's a report from Linda Weir, along with a few photos:

"We displayed 6 quilts and worked with residents to help them create their own quilt blocks by fusing. We also put their name on the blocks they made. We will combine the blocks into a wall quilt that will be donated to the facility.

We also played bingo with them using bingo blocks made by guild members."



Mid-Columbia Machine Quilters Guild

Meetings held on the last Saturday of
Jan, Feb, Apr, June, Aug, Oct

Meetings currently held in

Finley Grange @ 10am - 12pm
223005 E Main St, Kennewick, WA 99337

Please contact Jodi for further information

jhassell@charter.net

Project Linus Mystery on Pause for 2024

The Project Linus Mystery Quilt Challenge fundraiser will not be held this year. Instead, there will be a quilt course benefitting Project Linus, sponsored by Joyful and Merry Quilting. For details, visit these pages:

<https://www.facebook.com/groups/848183768557929/>

www.joyfulandmerryquilting.com



Membership Application/Renewal Form

Membership Year: January 1 –December 31

New Members \$25 all year • Renewals \$25 (\$30 after Dec 31)

Name (Please print)	Birthday Month and day only	
Street Address		
City	State	Zip
Phone	(circle one) New Member or Renewal	
Email (Guild use only)		
Signature	Date	

Dues are payable to TCQG. Please turn in this form at a meeting or mail along with payment to TCQG, c/o Treasurer, PO Box 215, Richland, WA 99352

FOR GUILD USE ONLY

Dues received \$ _____ Received by _____

Cash _____ Credit card _____ Check # _____

Card delivered _____ New member packet _____



Post This in Your Sewing Room!

The Get a Round TUIT Declutter Challenge for the 2025 Show

The Get a Round TUIT Declutter Challenge will help you declutter your sewing area one category at a time, one month at a time. Bring at least one item in that month's category to either the AM or PM Guild Meeting and enter your name in a monthly drawing for a \$5.00 gift certificate (and early access!) to the 2025 Round TUIT Room Sale. Of course, we will accept any donation from the list below during any month, but items donated during the designated month will help us with the sorting process.

- | | |
|-----------|---|
| ANY MONTH | Fabric (cotton, non-cotton, precuts, fat quarters, panels, scraps, etc.) |
| September | Batting (batting scraps, foundation, fusible, interfacing) |
| October | UFOs (kits, quilt tops, finished quilts) |
| November | Knitting & Crochet (yarn, thread) |
| December | Other Craft Supplies (stamps, paper crafts, plastic canvas, etc.) |
| January | Storage (bins, baskets, organizers, etc.) |
| February | Miscellaneous (working sewing machines, sergers, etc.) |



We will not accept non-working sewing machines, large items such as looms, or magazines. If you, or someone you know, has a large donation, please text Elaine Brouillard at 509-551-2355 or Linda Glaman at 509-539-2771 to make arrangements.

Applique with Apliquick

Taught by: Cheryl Garrison

Learn how to create beautiful turned-edge applique using Apliquick, a lightweight fusible interfacing. In this class you will learn how to make perfect circles, crisp points, smooth curves, and easy stems. The simple project will give you experience in all these techniques. Cheryl will demonstrate an applique stitch that is almost invisible.

Cost: \$36.00 plus \$10 kit fee

Location/Date/Time: Hillsprings Church, Monday
October 21, 1:00-4:00

Supplies: The kit will include almost everything you need.

Bring:

- thimble
- small sharp scissors
- travel iron and ironing surface
- Cheryl will bring a collection of bright scraps you can use - or bring your own: a fat quarter for background and large scraps in colors of your choice

Questions? Text Cheryl Garrison at 616-813-5620.

Signup: at a guild meeting, at White Bluffs (at the museum or on their website) OR by printing, completing, and mailing the form below with the \$36 class fee. The \$10 kit fee will be payable at the class.

Applique with Apliquick Monday October 21, 1-4 @ Hillspring Church

NAME: _____

Phone: _____

Email: _____

Mail registration form and \$36.00 check (Payable to WBQM) to
White Bluffs Quilt Museum, 294 Torbet Street, Richland WA



Local Quilt Shops

CRAFT WAREHOUSE

7411 W Canal Drive,
Kennewick
509-783-9663

DISCOUNT VAC AND SEW & FABRICS

22 W Kennewick Ave,
Kennewick
509-586-1680
discountvacandsewwa.com

FABRIC 108

5215 W Clearwater Ave,
Suite 105, Kennewick
509-586-0108
Email:
fabric108@yahoo.com
www.fabric108.com

JANEAN'S BERNINA

6303 Burden Blvd, Pasco
509-544-7888
www.janeansbernina.com

QUILTMANIA

1442 Jadwin Ave, Richland
509-946-7467 (PINS)
Email:
quiltmania@frontier.com

SANDY'S FABRICS AND MACHINES


24 N Benton, Kennewick
509-585-4739 (ISEW)

SOUL STITCHERY

(online shop)
<https://soulstitchery.com/>

THE SEWING BASKET & GIFTS

1108 Wine Country Road,
Prosser
509-786-7367



Quilting Hub has interesting articles each month

Here are just two:

To hand quilt or machine quilt?

It's a tricky question. Find the pros and cons of each here:

<https://www.quiltinghub.com/Articles/ArticleID/529>

Hexie quilt and history

Here's an interesting article on a quilt made from hand-me-down hexies:

<https://www.quiltinghub.com/Articles/ArticleID/528>



Upcoming Quilt Shows

Walla Walla Valley Quilt Festival

Sep 13-14
Walla Walla County Fairgrounds
363 Orchard St, Walla Walla, WA
<https://wallawallaquiltfestival.org/quilt-show/>

South Eastern Washington Inspired Quilt Festival (SEWIQ)

Hosted by Discount Vac & Sew
Sat Sep 21
At SoCo Creative Arts Festival, Downtown Kennewick, WA
<https://www.historickennewick.org/sococreativeartsfestival>

Coos Sand 'n Sea Quilt Show

Sep 21-22
Boys and Girls Club of SW Oregon
3333 Walnut Ave, Coos Bay, OR
<https://coosbayquiltguild.com/quilt-show/>

Boise Basin Quilters Guild Quilt Show

Leap Into Quilting
Sep 27-28
Expo Idaho
5610 North Glenwood Street, Garden City, ID
<https://www.boisebasinquilters.org/2024-quilt-show/>

Quiltmakers of Olympia Show

Oct 4-5
Good Shepherd Lutheran Church
1601 North Street SE, Olympia, WA
<https://www.quiltmakersofolympia.com/>

Pacific Northwest Quilt and Fiber Arts Museum International Quilt & Fiber Arts Festival 2024

Oct 4-6
Edward D. Hansen Conference Center
2000 Hewitt Ave, Everett, WA
<https://www.qfamuseum.org/iqfaf-home.html>

Block Party Quilters Quilt Show

Branching Out
Oct 11-13
Issaquah Community Center
301 Rainier Blvd S, Issaquah, WA
blockpartyquilters.org

Crystal Quilters of Enumclaw 28th Annual Quilt Show

Sharing Our Stitches
Oct 18-19
Enumclaw Expo Center
45224 284th Avenue Southeast, Enumclaw, WA
<https://crystalquiltersofenumclaw.blogspot.com/>
<https://www.facebook.com/crystalquilters>

Washington State Quilters Show

Art from the Heart
Oct 18-20
Spokane County Fair & Expo Center
404 North Havana Street, Spokane Valley, WA
<https://wsqspokane.org/quilt-show/>

50th Annual International Quilt Festival

Oct 31-Nov 3
George R. Brown Convention Center
1001 Avenida De Las Americas, Houston, TX
quilts.com

Notable Quilts

These recent donations to Community Service caught the eye of the editor,



as did these quilts from Show and Tell.



THE TRI-CITY QUILTERS' GUILD 2025 CHALLENGE

“Take A Page”



A reminder that there is still time to participate in the 2025 Quilt Guild Challenge!

Committee members are happy to assist with page assignments at our monthly guild meeting for those that were not present at the kickoff June 2024.

January 2025 will be the deadline for distributing pages for the challenge.

Each member will receive a different magazine that has absolutely nothing to do with quilting or fabrics. Directions will be given on how to determine your page, registering your page and protect your page for the upcoming show.

RULES:

- Must be a current TCQG member to submit an entry
- Entries must reflect something from the PAGE that was assigned (word, phrase, picture, color, shape, etc.)
- Any shape, any fabric, any embellishment is allowed
- Max circumference of 150", minimum is 72" Calculate: Combine all 4 sides (30" + 40" + 30" + 40" = 140")
- All entries must be 3 layers held together by quilting and have finished edges
- Due date for entries: **March 5-7, 2025 Turn in quilts @ participating shops: Quiltmania, Kennewick Discount Vac & Sew, Sandy's, Fabric 108, & Janean's Bernina.**
- Every participating member will receive a "special" gift when your quilt is returned to you to let you know how much we appreciate your participation!

WE LOOK FORWARD TO YOUR PARTICIPATION & CAN'T WAIT TO SEE WHAT YOU DO!

Debbi Trevino. 509.554.4443

Lucy Guyaz 509.371.1398

Jan Yancey 509.551.3982



P.O. Box 215, Dept. QP
Richland, WA 99352

Return Service Requested



Sep

Second Monday Board Meeting 9/9/2024

6:30 pm

White Bluffs Quilt Museum
294 Torbett Street, Richland
(All members are welcome.)

Third Monday AM Meeting 9/16

10 am Social Time & Refreshments
10:30 am Meeting & Program
Hillspring Church, 1153 Gage Blvd, Richland

Third Monday PM Meeting 9/16

6:30 pm Social Time & Refreshments
7 pm Meeting & Program
Hillspring Church, 1153 Gage Blvd, Richland



Oct

Second Monday Board Meeting 10/14

6:30 pm

White Bluffs Quilt Museum
294 Torbett Street, Richland
(All members are welcome.)

Third Monday AM Meeting 10/21

10 am Social Time & Refreshments
10:30 am Meeting & Program
Hillspring Church, 1153 Gage Blvd, Richland

Third Monday PM Meeting 10/21

6:30 pm Social Time & Refreshments
7 pm Meeting & Program
Hillspring Church, 1153 Gage Blvd, Richland