


Quilters' Press

Official Publication of the Tri-City Quilters' Guild

P.O. Box 215 • Richland, WA 99352



July-August 2016

Volume 36

Issue 4

Mark Your Calendar!

- Fabric Dyeing Workshop See page 5
- 2017 Quilt Show See page 5
- "In Betweens" SEWcial See page 12

Inside This Issue

President's Message	1
Tokyo Fabric Street	2
2017 Raffle Quilt	3
Quilt Show Challenge Ideas	3
2017 Quilt Show Challenge	4
2017 Quilt Show News	5
Fabric Dyeing Workshops	5
Workshops Registration Form	6
CS Block of the Month	7
Board Briefs	8
Officers/Committees	8
Friendship Group News	9
Birthdays July-August	9
News from White Bluffs	9
Local Shops	10
Community Service News	10
What's Happening Calendar	11
Printing & Advertising Info	11
May/June Meeting Calendar	12

^ Webmaster's President's Message Under Construction: Web Site Changes Ahead

With an exciting month ahead for the TCQG online presence, President Jean has stepped aside so that I can share news about big changes to our Web site.

During July, we'll be migrating the TCQG Web site to a new server location--and an exciting new format. Under the hood, our site will take big strides forward, as we replace an older, static-page site with an updated database-driven architecture.

All the information and features we've enjoyed on the Web will be there, joined by exciting new capabilities. We'll be expanding our social media presence and automating Facebook integration. Look for updated photo galleries, forms libraries, and new features like "Block of the Month" archives and a Web forms generator to create registration forms on-the-fly.

Behind the scenes, the new format will make it easier for our volunteers to get the job done: to communicate with our membership, and to share our craft with the wider world. With private areas for members, committees and the Board, we're building a communications hub for the future.

The transformation will be a big one, so we are grateful for your patience as we make the switch. Pardon our dust and watch us work, as we debut and debug an exciting new resource for our Guild ... and the community at large.



Jean Keaveney
2016 TC Quilt Guild
President

-- Cynthia Ewer
Newsletter Editor/Webmaster

Travel Report: A Trip Down Tokyo's Fabric Street

Last week I spent eleven thousand at a fabric store – eleven thousand yen anyway. My wife Linda and I had the pleasure of spending 10 days in Japan. We travelled by train, subway, busses and taxi and saw Tokyo, Nagoya, and Kyoto. On our last day we spent two hours on Tokyo's "Fabric Street" in a rush of buying frenzy.

It turned out that the Tokyo Nippori district, also called Fabric Town, or Fabric Street, was on a direct trail line from our Tokyo hotel. Now is that Karma or what?

We had beautiful weather all week, but when we arrived at Nippori Station at 9am it was pouring rain. We found a coffee shop and waited till 10am when the stores opened.

Linda's research before our trip told us to find a store called "Tomato." We walked down the street past store after store amazed at all the storefronts. We saw whole stores of just belt buckles, leathers, buttons, ribbons, cords, laces, and on and on.

We finally found Tomato and were surprised it was just curtain/couch fabric on two floors. We survived our stay in Japan by pointing at pictures, so fortunately Linda had a picture of bright Kimono fabric so she showed it to a clerk. He point across the street and we found out that "Tomato" is lots of stores, not just one.

So we crossed the street, and there was what we were looking for: a whole store of prepackaged 2 meter bundles of brightly colored Japanese cotton kimono fabrics. We were in fabric heaven! We spent the next hour filling a basket with fabric. Next we stopped at a store that was just remnants. There were bins of prepackaged scraps of fabrics priced from less than a penny to fifty cents or so, as well as whole bolts of different fabrics.



The Japanese bolts are on a roll like carpeting, not folded up like here. We bought some prepackaged bundles of fabric as well as two meters of Mt. Fuji fabric that was gorgeous. Did I mention the price? The kimono cotton was 870 yen for 2 meters, or about \$4 a yard!!!

--Mark Palmer



Meet the 2017 Raffle Quilt

A stunning example of the quilter's art, the 2017 Raffle Quilt made its debut at the June meetings. See more photos and check it out on our Facebook page: [2017 Raffle Quilt Photos](#)



From the 2017 Quilt Show Chair:

Quilting Economic\$ Theme Ideas

Thinking about a theme entry for the 2017 Quilt Show *Quilting Economic\$*?

Quilt Show Chair Laurel Sutton has some suggestions as you plan your project:



If you're drawn to the Thrifty category, consider these traditional blocks from Web resource www.quilterscache.com:

Beggar's Block, Chinese Coins, Dollar Day at the Races, Free Trade Block, Hard Times, Peace and Plenty, Practical Orchard, Scrapbagger, Scrap Diddly, Scrap Patch, Scrappy Star, Scrap Zig-Zag, Silver Lane, Stashbuster, the Frugal Patch, the \$2 Star and Waste Not.

Staying with Thrifty? Try a few suggestions from the book [1000 Great Quilt Blocks](#):

Borrow & Return, Depression, Economy Pinwheel, Four Patch Robbing Peter to Pay Paul, Home Treasures, Jewel I, Jewel II, Jewel Box, Robbing Peter to Pay Paul I, II, Nine-Patch, Save All, Silver and Gold, Square Deal, Two-Color Economy, and Three-Color Economy.

If you've got big ambitions (but a bitty little budget), enter the Underground Economy with these ideas:

Organize a swap! Trade fabric with friends, designating a size and/or color and/or type, or exchange finished blocks.

For your swap, some planning will be in order. Do the math: decide how many participants will take part, and set the number of pieces everyone will contribute ... and receive.

-- Laurel Sutton

Color Story Quilts

Objective: Create a quilt that is your interpretation of (3) three Crayola™ crayon colors

Challenge Dates: Starts June 20, 2016 and ends March 4, 2017

Rules:

1. Crayons will be distributed by random drawing of three (3) Crayola crayons from a brown bag.
2. All entries must be finished size of 24" x 36".
3. A quilt is defined as three layers: front, batting and backing.
4. The color of the quilt must have recognizable use of ALL THREE crayon colors represented. ONE other fabric color is acceptable to assist you in the flow of your project.
5. Be creative! You may use any and all techniques: traditional piecing, applique, embellishment, thread painting, a combination, etc.
6. Please make certain that Debbi Trevino has your COLOR CARD at the time you draw your colors. This will assist her in organizing the hanging of the exhibit. Quilts must have a label on the back with your name, guild challenge, color of the crayons you used and date. Cover your label with dark fabric (safety pinned) or blue painters tape if you are participating in the judging portion of the challenge.
7. Turn in your challenge quilts beginning February 20-March 4, 2017 (drop-off locations to be announced in February).



Judging:

- Most creative traditionally pieced interpretation
- Most creative applique interpretation
- Most creative interpretation employing a variety of techniques

For more information, contact:

Debbi Trevino
debbitrevino@msn.com



Guild Fabric Closet: A New Look!

From Kathy Kaser-Nichols, who manages the TCQG fabric closet:

"My husband felt the Guild members should have a quilt block greet them on arrival, so he commissioned this sign for our building."

2017 Quilt Show News

2017 Guest Artist will be **Jason Yenter**, chief designer at [In the Beginning Fabrics](#) in Seattle. We will see a display of his design process and an exhibit of quilts constructed with his fabrics. His lecture on Saturday will tell the company story -- from the time when he was in first grade and his mother, Sharon Yenter, opened the bricks-and-mortar In the Beginning. They closed the store in 2005 to concentrate on designing and producing fabric.

Help Wanted now for the quilt show team: print media maven, silent auction executive, sign wrangler, white glove governess.

Contact Laurel Sutton,
420-4322 or
coversincolors@yahoo.com

Spot an error in this newsletter?

Contact editor Cynthia Ewer by email at cynthiaewer@gmail.com. Thank you!

Your newsletter editor,
Cynthia Ewer



Guild Fabric Closet

Need fabric or batting to complete a Guild project? Check out the Closet! (Decluttering the sewing area? Fabric donations are welcome!)

(Kathy Kaser-Nichols' office)

229 N. Fruitland, Kennewick

*(Between Bennett Rentals and
Pallis Pool & Patio)*

586-7335



Fabric Dyeing Workshops with Jo Matthias

The TCQG's own Jo Matthias will be "Playing with Color" and flirting with "Fire and Ice", and you are invited to join her! With four workshops to be held during late July-early August, you'll be "dyeing" to try these ideas to create custom fabric for your quilting projects! Workshops include:

- **Playing With Color - July 29 or 30**

Learn how just 3 colors will create 24 fat quarters! You will learn how to make both warm and cool colors around the color wheel. You'll probably get your fingers dirty, but that is part of the fun. This class will be held in Jo's back yard. Time: 10am to 4pm; bring a sack lunch.

- **Fire and Ice - August 3 or August 6**

In this workshop, you will learn how to create beautiful hand-dyed fabrics using the sun and using ice. Ice dyeing gives you an unpredictable finished product, depending on what colors you use and how you have prepared the fabric. Sun dyeing creates fabrics with designs and textures you plan for, and ultimately get. There will be a \$30 supply cost payable to Jo to cover the cost of dyes and other supplies. Time: 10am to 4pm; bring a sack lunch.

Reserve your spot by mailing payment and the registration form on the next page.. Detailed supply lists will be emailed to participants who enroll in advance. For more information, contact Jo Matthias, TCQG workshop chair, at Swede22nd@aol.com.



Fabric Dyeing Workshop Registration Form

Playing With Color July 29 & 30 Fire and Ice Aug 3 & Aug 6

Jo Matthias will be “Playing with Color”, and you are invited to come play with her! The registration for this class is only \$15 for TCQG members, and your supply cost of \$60 (payable to Jo) will include needed supplies and about six yards of fabric. Learn how just 3 colors will create 24 fat quarters! You will learn how to make both warm and cool colors around the color wheel. You’ll probably get your fingers dirty, but that is part of the fun. This class will be held in Jo’s back yard. Time: 10am to 4pm; bring a sack lunch.

On Wednesday, August 3 and Saturday, August 6, Jo Matthias will continue to play, but this time with “Fire and Ice”. In this workshop, you will learn how to create beautiful hand-dyed fabrics using the sun and using ice. Ice dyeing gives you an unpredictable finished product, depending on what colors you use and how you have prepared the fabric. Sun dyeing creates fabrics with designs and textures you plan for, and ultimately get. There will be a \$30 supply cost payable to Jo to cover the cost of dyes and other supplies. Time: 10am to 4pm; bring a sack lunch.

TCQG WORKSHOP REGISTRATION

Name:

Phone:

E-Mail:

- July 29, 10am-4pm **“Playing With Color” - Jo Matthias**
Registration Fee: \$15 member / \$30 non-members **enclosed**
(Additional \$60 supply fee payable to instructor at time of class)
- July 30, 10am-4pm **“Playing With Color” - Jo Matthias**
Registration Fee: \$15 member / \$30 non-members **enclosed**
(Additional \$60 supply fee payable to instructor at time of class)
- August 3, 10am-4pm **“Fire and Ice” - Jo Matthias**
Registration Fee: \$20 member / \$40 non-members **enclosed**
(Additional \$30 supply fee payable to instructor at time of class)
- August 6, 10am-4pm **“Fire and Ice” - Jo Matthias**
Registration Fee: \$20 member / \$40 non-members **enclosed**
(Additional \$30 supply fee payable to instructor at time of class)

To register, select your workshop or workshops, then mail registration form and check (payable to “TCQG”) to:

Chris Cowan
TCQG Treasurer
PO Box 215
Richland, WA 99352

Registration and fees must be received by TCQG at least one week before the date of class. Supply lists will be provided to those registering prior to class.

COMMUNITY SERVICE BLOCK JULY-AUGUST 2016

Scrappy Half-Square Triangles- Makes a 7.5-inch Square UNfinished

Barb Minton suggested this one—thank you!

Instructions:

Start with two 6.5" contrasting squares, RST.

Mark a diagonal line and two lines, $\frac{1}{4}$ " on either side of it.

Sew on both sides of middle line, cut on it to form two blocks.

Press to the dark. Trim to a 6" half-square triangle block.


Cut two 2" wide strips using two different light (cream, tan, or white) fabrics:

- One 2" X 12" and one at 2" 15"
- (Or cut two strips at 2" x 6" and two at 2" by 7.5")

Using the 12" long strip, chain sew along a dark fabric edge. Trim and press open.

Using the longer strip, sew along the other dark edge. Trim and press open.

Trim your blocks along the white edges to make a 7.5" block.



For more information, contact Kathy Kaser at 586-7335 or kkaserco@amerion.net.

BOARD BRIEFS

May 2016

The meeting was called to order at 6:30 p.m. by President Jean Keaveney. Board Secretary Ardith Eakin took the minutes.

Treasurer's Report: Chris Cowan, Treasurer, reported that ending balances for the month of April are:

- Checking \$21,651.30
- Money Market \$20,009.40

Membership: Membership now stands at 259 members: 201 renewals, 27 new, 21 returning, and 10 honorary.

White Bluffs Center Liaison: The center has relinquished the lease on the annex, and has moved back to the original center.

Quilt Show: Laurel Sutton reports that the challenge theme will be selected soon. She is waiting on a response from the potential guest artist; member featured artist will be selected in June. Lois Pedersen is new Raffle Quilt Chair; Elaine Brouillard has agreed to serve as Quilt Show Co-Chair. A Publicity Chair is still needed; Karen Brun is helping out temporarily.

Community Service: Cyndy Underwood reported that the number of completed quilts is down. As of this date, 66 quilts have been donated. The Board approved holding a "stash reduction sale" at meetings.

Retreat: Retreat Chair Barbara Furlong reported that Spring Retreat was a success. Fall Retreat will be held October 12-16 at Cove, OR.

Old Business: Website Change. Members shared that the Web site is currently outdated with inaccurate information. It is imperative that the Web site is current, accurate and fully functioning soon. Questions arose about the state of site conversion and many issues associated with the Web site. Jean will be in contact with Webmaster Cynthia Ewer and report back to the board.

New Quilt Frames. The Board accept the bid by Richard Burnham to replace six sets of frames at a cost not to exceed \$4000.

Meeting was adjourned at 8:30 p.m.; next board meeting will be Monday, June 13.

June 2016

The meeting was called to order at 6:34 p.m. by President Jean Keaveney. Board Secretary Ardith Eakin took the minutes.

Treasurer's Report: Chris Cowan, Treasurer, reported that ending balances for the month of May are:

- Checking \$17,032.76
- Money Market \$20,009.74

Chris presented the board with an information sheet outlining previous accounting discrepancies. Issues arose in 2015, when the QuickBooks accounting software did not match bank statements; an accountant was consulted, a journal entry made, and after lengthy discussion, the Board accepted the corrections, and approved (1) an internal review each January, (2) monthly reconciliation and a detail report from QuickBooks will be made.

Membership: Toni reported 261 members: 203 renewals, 27 new, 21 returning and 10 honorary. After discussion, Toni was given Board approval to rework the membership form.

Newsletter/Webmaster: Newsletter editor Cynthia Ewer reported on a change in payment policy from mail servicer MediaMax; the new policy delayed mailing of the last issue. A new workflow will prevent future delay. Cynthia announced that she will resign as newsletter editor at the end of the year. Cynthia will continue the Web site migration, and will provide the Guild with Web hosting and technical support but resigned immediately from the webmaster position.

Quilt Show: Laurel announced that Jason Yenter, designer of fabrics for In The Beginning Fabrics, Seattle, has agreed to be guest artist. Debbi Trevino will chair the member challenge, and will present at the June meetings. Barbara Atwell will serve as "pin chair" and organize sales of the 2017 pins, but will not design them.

Publicity: While Karen Brun is helping with publicity on a temporary basis, the Publicity chair is still vacant.

Meeting was adjourned at 8:40 p.m.; the next TCQG board meeting will be held Monday, July 11.

EXECUTIVE BOARD 2016

OFFICERS

Each officer has 1 vote; President only votes to break a tie.

President	Jean Keaveney
VP AM	Judy Urrutia
VP PM	Lois Pedersen
Guild Secretary	Ardith Eakin
Treasurer	Chris Cowan
Secretary AM	Barbara Atwell
Secretary PM	Rena Christensen

COMMITTEE CHAIRS

One vote per committee

Community Service	Cyndy Underwood
Membership	Toni Jones
Newsletter	Cynthia Ewer
Programs AM	VACANT
Programs PM	Barb Minton
Publicity	VACANT
Quilt Show 2016	Laurel Sutton
Co-Chair	Elaine Brouillard
Workshops	Jo Matthias

OTHER CHAIRPERSONS

Non-Voting

Guild Closet	Kathy Kaser-Nichols
Friendship	Tina Foley
Historian	Jo Matthias
Retreats	Barb Furlong
AM Hospitality	Laura Sawyer
PM Hospitality	Tanya Bunch
AM Library	Carol Capelle
PM Library	Barbara Wetzel
Properties	Laurel Sutton
Sunshine	Tina Foley
Webmaster	Cynthia Ewer
E-Mail Coordinator	Michele Boston
White Bluffs Liaison	Jo Matthias

Editor's Note: As our newsletters are now online--and being indexed by are search engines like Google--we are no longer publishing personal or contact information in order to protect member privacy.

Our Web Address: www.tcquilters.org

Next Newsletter Deadline is August 15



July

Linda Worley
 Deborah Landon
 Jan Greenwell
 Sue Cornell
 Genny Schiffler
 Aicha Bourouh
 Karen Michaels
 Janelle Domarotsky
 Donna Freeman
 Susan Havre
 La Donna Sterling
 Dana Pearson
 Teri Crain
 Vanessa Godfrey
 Donna Tulberg
 Connie Achord
 Beverly Lien
 Pat Dalpiaz
 Sarah Orr
 LuElla Morrison

August

Pam Tritt
 Nan Seidel
 Linda Porter
 Judy Kees
 Joanne Savely
 Dottie Washburn
 Peggy Merk
 Rena E. Christensen
 Donna Seely
 Jean Zoet
 Lois Pedersen
 Deena Jones
 Karen Brun
 Patricia Evans
 Susan Thorson

Don't Forget!

If it's your Birthday month, please bring treats to share at meetings. Yum!



Friendship Group News

Fun Group: "In Betweens"

Join fellow Guild members every other month between AM and PM meetings to work on community service, tackle a UFO, or just have fun. In 2016, the In Betweens meet on February, April, June, August and October, at the Cathedral of Joy meeting location. The fun begins following the AM meeting and winds up in time to prepare for the PM session. Bring a lunch, come early or stay late ... for In Between fun with the Guild!



Return Your Library Books!

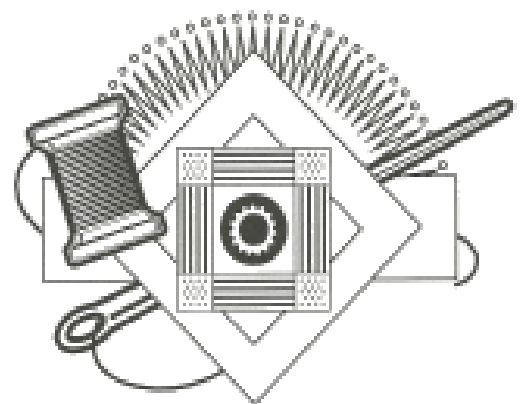
Do you enjoy checking out books from the TCQG library? Our Guild-Librarians remind you to return your books promptly, so other members can enjoy them, too. Thank you!

News Items from White Bluffs Quilt Museum:

Teach A Class: Time slots are still available for summer instructors: earn back some of the investment you have made in your textile hobby. If you're available during the day, teach a craft or project (a single session or several or a sequenced "curriculum") for kids. If you're available in the evenings, join the faculty of Christmas in July: teach a craft or project for holiday gifting or holiday decorating (a single session or several). Phone -- 943-2552 -- or email info@whitebluffscenter.org and ask for Jean Zoet.

Bust--Or Build!--Your Stash: The annual Stash & Studio Sale will take place on Saturday August 20. Another opportunity to earn back some of your quilting investment. For \$25 you can rent a parking space and sell your remnants, orphan blocks, old patterns, or experiments that failed.

Take A Road Trip To Seattle: September 10, the Museum will sponsor a bus trip to Seattle. The itinerary includes Gossypium (the quilt store in Issaquah that took the botanical name for cotton), a docent-led tour of the Mood Indigo exhibit of textiles from around the world, and Fusion Beads. Cost for transportation and museum fees will be \$80. Phone or email for more information.



Local Shops

AMELIA'S QUILT SHOP

130 Vista Way
 Kennewick, WA 99336
 509-572-2550
 Email: ameliaskiltshop@yahoo.com

AUNTIE IDA'S QUILT SHOP

435 W. Hermiston Ave.
 Hermiston, OR 97838
 541-567-2726
 Monday - Saturday 10 am - 5:30 pm
 http://auntiyida.com

10% Discount to TCQG members on regularly priced fabric and notions

CRAFT WAREHOUSE

7411 W. Canal Drive
 Kennewick, WA 99336
 509-783-9663

10% Discount on one item per visit - show your card

DISCOUNT VAC, SEW & FABRICS

119 W. 1st Ave.
 Kennewick, WA 99336
 509-586-1680
 http://www.discountvacandsew.com/

10% Discount to TCQG members on regularly priced fabric

FABRIC 108

1108 E. 44th Ave.
 Kennewick, WA
 509-586-1741
 Email: fabric108@yahoo.com
 http://www.fabric108.com

JANEAN'S BERNINA

6303 Burden Blvd.
 Suite C, Pasco, WA 99301
 509-544-7888
 http://www.janeansbernina.com

JOANN FABRICS

751 N. Columbia Center Blvd.
 Kennewick, WA 99336
 509-736-0970

10% Discount with VIP card.

QUILTMANIA

1442 Jadwin Ave., Suite C
 Richland, WA 99352
 509-946-7467 (PINS)
 Email: quiltmania@verizon.net

15% Discount to TCQG members on fabric and notions

SANDY'S FABRICS AND MACHINES

24 N. Benton
 Kennewick, WA 99336
 509-585-4739 (ISEW)

New owners are Ed and Karen Jarrett. Every month they will donate a \$40 gift certificate to be given away to a lucky Guild member.

THE SEWING BASKET & GIFTS

1108 Wine Country Road
 Prosser, WA 99350
 509-786-7367

10% Discount to TCQG members



Community Service Update

Year-to-date donations: 83

Callaway Gardens	5
Child Protective Services	9
Columbia Basin Veterans Coalition	1
Domestic Violence Service	11
Hospice at the Chaplaincy	7
Life Care Center of Kennewick	5
Life Care Center of Richland	5
Quail Hollow	2
Sexual Assault Response Center	9
Tri Cities Pregnancy Network	8
Tri Cities Community Health Infant Case Management	13
Tri Cities Cancer Center	7



**Tri-City
Quilters' Guild**

Community Service Tracking Tag

Please fill out the top portion as the work is completed, and keep tag with the quilt. Thank you!

Pieced by: _____

Quilting by: _____

Binding by: _____

Did you use Guild fabric or batting? Y / N

**** FOR GUILD & COMMUNITY SERVICE CHAIR USE ONLY ****

Date Received: _____

Description: _____

Date to Agency: _____

Receiving Agency: _____

What's Happening in the Pacific Northwest?

<i>Date / Time</i>	<i>Event</i>	<i>Location</i>	<i>Cost</i>	<i>Contact</i>
July 9 Sat 9-4	41st Annual Sisters Outdoor Quilt Show	Downtown Sisters Sisters, OR	Free	Info: www.sistersoutdoorquiltshow.org
Sept 16-18 Fri-Sat 10-5 Sun 10-3	Whale of a Quilt Show	Ocean Shores Convention Center 120 West Chance a la Mer Ocean Shores, WA	Free	Info: www.seapalquilters.org
Sept 16-18 Fri-Sun 10-5	Walla Walla Valley Quilt Festival	Walla Walla Fairgrounds 360 Orchard Street Walla Walla, WA	\$6	Info: www.wallawallaquiltfestival.org

ADVERTISEMENTS

Candy Crandall
Longarm Quilter

Candy's Quilts & Things
Let us quilt for you

68403 NSR 225
Benton City, Wa. 99320

509-531-8550

candysquiltsandthings@gmail.com
candysquiltsandthings.blogspot.com

My, Can She Quilt
I.I.C.
Custom Longarm Quilting
by appointment

509-308-7322
mikenhigham@gmail.com
www.facebook.com/MyCanSheQuilt

Miken Higham

Printing & Advertising Information for Quilter's Press

Quilter's Press: published six times per year by the Tri-City Quilter's Guild, P.O. Box 215, Richland, WA 99352

Subscription: (6 issues/year) \$10.50 per calendar year, or included in the annual membership dues.

Send to Editor (in writing): your comments, information, articles, announcements. Future events for all quilt groups published free of charge.

Items will be used as space permits.

Advertisements: TCQG members receive one free personal advertisement per year. Business Advertisements: quilt-related shops, fabric shops, and persons who operate a home-based quilt related business. Rates are as listed in box at right.

Deadline for Newsletter Input: 15th of February, April, June, August, October and December.

Quilter's Press Per Issue Advertising Rates

Business Card	\$10.00 (\$5.00 for members)
Classified	\$1 per line - \$5 minimum (\$1/\$5 for members)
Quarter Page*	\$20.00 (\$10.00 for members)
Half Page*	\$40.00 (\$20.00 for members)
Full Page*	\$80.00 (\$40.00 for members)
Non-member rates are double the above rates.	TCQG members may place one free business card size ad per year.

**All ads quarter page and larger, must be camera ready.*

Summertime ... and the quilting is easy!

JULY

Second Monday Board Meeting: 7/11

6:30 pm

White Bluffs Center - Room 204
294 Torbett, Richland.

(All members are welcome)

Third Monday AM Meeting: 7/18

10:30 am - 2 pm

(10 am Social Time & Refreshments)

Hillspring Church (formerly Cathedral of Joy)
1153 Gage Blvd., Richland

Bring a sack lunch (optional)

Program: CS Closet Stash Sale

Third Monday PM Meeting: 7/18

6:30 pm - Social Time

Hillspring Church (formerly Cathedral of Joy) 1153 Gage Blvd.,
Richland

Program: TBA



AUGUST

Second Monday Board Meeting:

The TCQG Board will not meet in August for summer hiatus. See you in September!

Third Monday AM Meeting: 8/15

10:30 am - 2 pm

(10 am Social Time & Refreshments)

Hillspring Church (formerly Cathedral of Joy)
1153 Gage Blvd., Richland

Bring a sack lunch (optional)

Program: Surface Design

Between AM and PM Meetings: In-Betweens SEWcial

Third Monday PM Meeting: 8/15

6:30 pm - Social Time

Hillspring Church (formerly Cathedral of Joy)
1153 Gage Blvd., Richland

Program: Surface Design



Please wear name tags to meetings

For a name tag pattern, contact Ginny Hildreth or find it online at www.tcquilters.org