


Quilters' Press

Official Publication of the Tri-City Quilters' Guild

P.O. Box 215 • Richland, WA 99352



September-October 2016

Volume 36

Issue 5

Mark Your Calendar!

- 2017 Election Ahead See page 4
- 2017 Quilt Show News See page 5
- Paintstik Workshop See page 7
- Bag Workshop See page 10
- "In Betweens" SEWcial See page 12

Inside This Issue

President's Message	1
Meet the MFA Candidates	2-4
2017 Quilt Show News	5
2017 Election Ballot	5
CS Block of the Month	6
Project Linus	7
Paintstik Playdate Workshop	7
Board Briefs	8
Officers/Committees	8
Local Shops	10
Workshop News Flash	10
Community Service Tag	10
What's Happening Calendar	11
Printing & Advertising Info	11
Sept/Oct Meeting Calendar	12


President's Message

September's here – changing leaves, bright yellow buses passing, children squealing on the playground. This is the fastest season of the year, because things start to accelerate heading for the holidays!

The Guild is looking ahead to 2017. The ballot for voting on Executive Officers is in this newsletter on page 5, and will be posted to the Web soon. Thank you to our Nominating Committee (Laura Sawyer, Carol Capelle and Kathy Kaser-Nichols) for their efforts to recruit volunteers. Be sure to return your ballot by October 15th.

I've been exploring our new website, It looks terrific. It's still under development, but take a peek today. Kudos to our web site Director, Cynthia Ewer.

Well, I haven't made it to the gym recently...but I just did a week's worth of cardio after walking into a spider web! Guess I'd better go grab a dust cloth... I'll be humming "See you in September..." on the 19th that is, when we'll enjoy a presentation by Suzi Soderlund on using Shiva Paintstiks at both AM and PM meetings.



Jean Keaveney
2016 TC Quilt Guild
President

--Jean

Special Message from the Editor:

My deepest apologies are due fellow Guild members for the delay in delivery of this issue of Quilters' Press. An unexpected allergic reaction to medication sidelined me for the past two weeks. I'm on the mend now, and appreciate your patience and understanding. Quilt on, friends!

--Cynthia Ewer, Editor
Quilters' Press

Ethel Ferger



Geneticists have yet to discover the quilter gene. That's probably because they haven't met Ethel Ferger. Quilting is in her DNA.

Raised in Hermiston, Oregon, Ethel has been sewing and quilting nearly all of her life. "Growing up, we just always did it. It was part of our daily activities," she says of herself and her siblings. "Back then you sewed and cooked and quilted."


Ethel joined the army after high school, living first in Alabama and then Hawaii. When she left the service, Ethel returned to the Hermiston area, where she met her future husband, Bob.

"I had to chase him for a whole year," she teases, with Bob listening nearby. "He ended up in the hospital and couldn't get away." The couple celebrated their fiftieth anniversary this past June.

In Ethel's family, each generation inherits the tradition of quilt making. Both of her children made quilts and her grandkids did too. Even Bob hasn't been left out. "My husband gets me a couple quilt magazines for every occasion – Mother's Day, Christmas, my birthday – and he doesn't just go get some. He thumbs through them and picks out something that would be new and different," says Ethel.

Quilts brighten nearly every corner of her home. Ethel says she likes to hang her finished quilts in bedrooms "to kind of showplace them." She has done traditional bed quilts for most of her life, but that's starting to change. She explains, "I have enough bed quilts for everybody, and in every closet, so now I'm making smaller ones for the walls."

What does Ethel think makes a great quilt? "If it pops," she answers. "If it's got wow factor."



Ethel loves trying different color combinations. Using the Bargello Heart pattern, she made one wall quilt in red, another in orange, and a third in purple. "I do that a lot," she says. "I pick out a cute pattern and then



make it in different colors just for the fun of it." Her current favorite is the Hunter's Star pattern, which she has made in four or five color combinations.

Although she hand quilted for most of her life, in 2007 Ethel bought a longarm machine on a trip to a Seattle quilt show. She now runs a longarm quilting business from her home, and admits it can be hard to carve out time for her own projects.

"I'm always busy," she explains. "But every once in awhile, I get to sneak one of my own quilts in."

Ethel has been a member of the guild since she retired in 1995, after 32 years as a clerk at Batelle. She enjoys the guild's teaching workshops and programs, but she especially likes when other members share their quilts for show and tell. "You think, 'Oh, that's so beautiful! I've got to make one of those.' People are so inspiring," she says.

Quilting has changed a lot since she was a young girl, Ethel admits: "When I first started, it was cutting out a cereal box into a square, writing around it, and scissoring. Now we've got rotary cutters and mats. You can whip out a whole lot more quilts."

Whatever the changes, quilting will be part of Ethel's legacy. "It's so enjoyable," she says. "It's an artistic form and it's fun."

Thank goodness for heredity.

Katie Harris



Katie Harris has a secret quilt habit.

“Not many people in the guild know I do this,” Katie confesses. “I’ve found old quilts wherever and I took them apart, recut the pieces, and put them back together again. I call it reconstructing old damaged quilts. It’s very time consuming. There’s no logical reason to do it, except that I love it.”

Katie picks up old quilts and quilt tops at antique shops and garage sales with the idea of rescuing and repairing them. Sometimes she’s even able to document and preserve the stories of these antique quilts. Katie has belonged to the American Quilt Study Group, which she explains is dedicated to studying the history of American quilts and quilt makers “in a factual academic way...not the myths we’ve heard about all our lives.”

Although she enjoys genealogy now, Katie hasn’t always had a passion for history. “I hated history in high school,” she admits. “But quilting is personal. When I’m studying an antique quilt, I want to know the history?”



Katie learned to sew as a child. Her parents bought a sewing machine when she was 12 years old – “They got talked into it at the fair,” she says – and she took sewing lessons. She learned handwork, embroidery, and knitting from an aunt and elderly neighbor. Katie continued to sew while she raised her daughters, but didn’t learn to quilt until the first of her six grandchildren was born 21 years ago.

“I got some old magazines somebody was giving away, and they were from the 1980s,” she says. “They didn’t even have rotary cutter instructions, so my first quilt was made by cutting the pieces with scissors and tracing around cardboard templates. I hand pieced my first quilt because that’s what these books said to do.”



Katie prefers hand quilting, which she calls “soothing and gratifying,” but she’s selective about which projects to hand quilt. When her grandson chewed the corners off his hand-quilted baby quilt, she decided to “hand quilt the things that are going to be saved, that aren’t going to hit the wash every two weeks, and machine quilt the things that are going to get used and loved.”

A member of the guild since the late 1990s, Katie describes quilters as wonderful people who inspire her. She became more active in the guild after she and her husband Joe retired, and is now part of four friendship groups: Phat Quarters, Scrap Happens, Sew Scattered Stitchers, and Then and Now. “I’ve been retired 13 years and many of my friends, and our couple friends, came about because of the quilt guild,” she says.

Katie also finds inspiration online. “I started out with a quilt board on Pinterest and now I have 15 quilt boards,” she says with a laugh. “I like to find pictures that appeal to me.” When she finds a pattern she likes, she uses quilt software and graph paper to figure out how to make it.

A former Hanford accountant, Katie used to believe she wasn’t the creative type. “Lots of people say that. They’re wrong. I now know they’re wrong. All people are creative if they ever get a chance to express that identity. I didn’t get there until retirement, and it was quilting that brought it out,” she says.

Katie’s main passion is to restore old quilts. “If I had to pare down my quilting hobby, I would probably quit making modern quilts,” she says. “I would probably focus entirely on repairing the antiques.”

Her secret is safe with us.

Geneva Carroll



“Life is a lot like jazz...it’s best when you improvise.” – George Gershwin

If quilts were music, Geneva Carroll would be playing jazz. She improvises, not with notes and rhythms, but with fabrics and patterns.

“I like doing my own thing,” Geneva explains. “The baby quilts I make aren’t the typical baby quilts. I made one this spring for my niece, who had a boy. She wrote a thank-

you note that said, ‘I just love the jive in this quilt.’”

If jive seems like a nontraditional way to describe a baby quilt, consider that Geneva’s quilts are anything but traditional. Her favorite styles are modern and abstract, and her design process is improvisational. “I like to see things through a different view,” says Geneva. “I rarely ever plan a quilt from start to finish.”

As with jazz, however, the jive in quilting requires structure. “Even in improv stuff,” she cautions, “you still have some line and structure of shape, and the color that goes with it.”

Geneva is inspired by the patterns and architecture in the world around her. She often finds ideas for quilt designs when she travels with Bob, her husband of 33 years. “My husband has a really nice camera and he takes pictures of beautiful stuff. I have pictures of the sewer drain, or whatever I see that has beautiful pattern. My phone is filled with pictures of patterns,” says Geneva.

Color is another key element in a great quilt, according to Geneva. “I do not wear lots of super bright colors, but I absolutely love all color. I will even figure out a way to make ugly colors look good,” she says. “I love picking out colors and figuring out how to use them.”



Her quilt June Cleaver on Acid, which expresses this love of color, was awarded Best Use of Color at the Denver National Quilt Show in 2011. Geneva’s goal was to use every color she could possibly find, all in batiks.

Born and raised in southern California, she learned to sew in school. Her mom recognized Geneva’s love for sewing, and bought her a Singer sewing machine when she was 12 or 13



years old. “That is probably one of the finest gifts a parent can give a child,” says Geneva. “To recognize their talent and supply what they need.”

She discovered quilting in 1981, when a friend talked her into taking a quilt class. Later, while raising her young children, Geneva worked at a Kaye England quilt shop in Indiana and taught quilting classes. In 1990, one of Geneva’s quilts was selected for the Hoffman Challenge Travel Exhibit.

Eventually, the Carrolls moved to the Sacramento, California area. There, Geneva worked as a Long-Term Care Ombudsman, a patient advocate for residents of nursing homes and assisted living facilities. It’s work she found both rewarding and emotionally draining. After 13 years, she retired and moved with her husband to the Tri Cities.

Geneva finds the quilting community inclusive and welcoming. She is part of an online quilt group called The Quilt Show, where she has met quilters from all over the world. Geneva became a member of the guild two years ago, and joined the Make It Modern friendship group, whose members, she says, “speak her language.”

Jazz musician Charles Mingus defined jazz music as a language of the emotions. It’s this language Geneva hears in quilting. “It inspires you to go to a quilt show,” she says. “It makes you laugh, it makes you cry, and it makes you sigh. It makes you know that you’re part of a bigger world.”



Quilt Show Help Wanted

Your Quilt Show Committee is looking for:

a web researcher to identify regional (WA, OR, ID) quilt guilds and shops

a graphic designer for guest artist posters to be placed with area quilt/craft shops in September

a graphic designer for save-the-date post-cards that go out in October

a graphic designer for quilt show posters and bag stuffers that go out to quilt/craft shops in January

a postmistress to address, stuff, send envelopes

a sign wrangler to order and affix update labels, recruit assistants to place in high-traffic areas

an electronic advertising agent to approach owners of reader boards/electronic signs, place quilt show announcements

a creative director of PR to put our information on new media, in new places in new ways

a CEO for the silent auction: oversee the packaging and pricing of donations, coordinate transportation to Three Rivers CC, set up shop, account for revenues, dispose of remainders.

a host/hostess/companion for the guest artist (he will not be selling merchandise, but he'll probably want to hook up a computer)

a partner for the next merchant mall maven (Phyllis Maynard): sign on now for a year of apprenticeship with a VERY successful team (Jo Matthias and Jean Keaveney)

Contact Laurel Sutton, 420-4322 or coversin-colors@yahoo.com

ELECTIONS



2017 Election Ballot

CANDIDATES FOR 2017 EXECUTIVE OFFICES

President Jean Keaveney

Vice-President - AM Mark Palmer

Vice-President - PM Jean Zoet

Guild Secretary Ardith Eakin

Treasurer Chris Cowan

Secretary - AM Barbara Atwell

Secretary - PM (No Candidate Identified)

Please mark your ballot and hand in at the September meeting, or respond by mail at the address below. Ballots are due by October 15.

Tri-City Quilters Guild
PO Box 215
Richland, WA 99352

Elections Ahead! Mark Your Ballots ...

A new year will be here before we know it; time to elect TCQG officers for the coming year. To vote, return your ballot to the September meeting, or respond by mail before October 15.

COMMUNITY SERVICE BLOCK SEPTEMBER-OCTOBER 2016

Calico Tussy Cats- Makes a 9.5-inch Square UNfinished



Here, kitty kitty! A charming calico cat makes for a super scrappy quilt for the Guild's Community Service program.

Kits will include:

One 3.5" sq of black,
Two prints (9" x 7"), one containing
black and one that is coord-
nating and lighter in value.



CUTTING INSTRUCTIONS:

Black background square: Two strips 1.75" x 3.5"

Prints: First, cut prints in half the long way: two strips 3.5" x 9" Stack right sides up, one strip of each print and cut from one end, a piece that is 1.75" x 3.5" each fabric
Subcut: two 1.75" squares to make the ears of each cat.

(Note: the light cat will be on the right side of block.)

SEWING INSTRUCTIONS:

Sew middle strips (the cat backs):

Lay out the pieces as shown. Fold under one corner of the light print at a 45* angle and mark the diagonal on the crease. Place the ends, RST at right angles and sew diagonally on the pressed/marked line.

Open, press to the dark, and trim off the triangles. Trim .75" off one end of cat "backs", and then cut piece to 9.5" in length

Tip: Angles need to be correct in this block.

Cats' head/bodies:

Fold (or press or mark) each ear square in half diagonally. Sew the ears on the ends of the black strips, as shown. Trim away the triangles from underneath. Sew the ear-piece to the matching body strip. Press to the body.

Finish:

Add head/body sections to either side of cat-backs, by aligning tips of dark ears to bottom of light cat, and light ear tips to bottom of dark cat.

Square to 9.5"





At Project Linus, it is our mission to provide love, a sense of security, warmth, and comfort to children who are seriously ill, traumatized, or otherwise in need through the gifts of new, handmade blankets and afghans, lovingly created by volunteer "blanketeers."

Join Project Linus volunteers at these upcoming meetings:

Sept 24th **12pm-4pm**

Walla Walla Workparty
Walla Walla Sew & Vac
102 E Main St, Walla Walla

Oct 1st **10am-3pm**

Team Battelle Workparty
ETB Building
3200 Innovation Blvd., Richland
(509)460-7120

Oct 13th **10am-4pm**

Quilting in the Library
955 Northgate Dr., Richland
942-7454

Oct 25th **12pm-4pm**

Walla Walla Workparty
Walla Walla Sew & Vac
102 E Main St, Walla Walla

Spot an error in this newsletter?

Contact editor Cynthia Ewer by email at cynthiaewer@gmail.com. Thank you!

Your newsletter editor,
Cynthia Ewer



Guild Fabric Closet

Need fabric or batting to complete a Guild project? Check out the Closet! (Decluttering the sewing area? Fabric donations are welcome!)

(Kathy Kaser-Nichols' office)
229 N. Fruitland, Kennewick
(Between Bennett Rentals and Pallis Pool & Patio)
586-7335

Paintstik Playdate Workshop Slated

In this class, we'll explore colorful techniques using Shiva-brand Paintstiks and stencils with fiber artist, Suzi Soderlund.

Reserve your spot by mailing payment and the registration form below. For more information, contact Jo Matthias, TCQG workshop chair, at Swede22nd@aol.com.



Paintstik Playdate Registration Form

Paintstik Playdate with Suzi Soderlund

Bring a dash of color, style and movement to fabric creations with this Paintstik Playday with Suzi Soderlund, Contemporary Textile & Fiber Artist.

You will learn a variety of simple techniques using different types of stencils, paintstiks and brushes on fabric. It will be a very informative class on care and use of paintstiks.

TCQG WORKSHOP REGISTRATION

Name:

Phone:

E-Mail:

- September 20, **"Paintstik Playdate with Suzi Soderlund"**
Registration Fee: \$60 member / \$80 non-members

To register, select your workshop or workshops, then mail registration form and check (payable to "TCQG") to:

Chris Cowan
TCQG Treasurer
PO Box 215
Richland, WA 99352

Supply list, place and time to be e-mail to you 2 weeks before class, please make sure your e-mail is printed clearly.

Thanks Jo Matthias, Workshop Chair.

BOARD BRIEFS

July 2016

The meeting was called to order at 6:31 p.m. by President Jean Keaveney. Board Secretary Ardith Eakin took the minutes.

Treasurer's Report: Chris Cowan, Treasurer, reported that ending balances for the month of June are:

- Checking \$17,218.38
- Money Market \$20,010.07

After discussion of treasurer concerns first raised in June, the board set conditions for internal review, yearly audits, cash accounting methods, receipts, a monthly review of income statements, and a quarterly balance sheet review.

AM/PM Presidents and Secretaries: Judy announced plans to arrange "stations" in the meeting room for functions such as sign-in, service and membership. Lois shared items from a PM survey conducted in June.

White Bluffs Liason: Classes are ongoing; the annual Stash and Studio Sale is slated for August 20.

Community Service: As of this date, 97 quilts have been donated. The board voted to donate unused flannel from the fabric closet to Project Linus.

Retreat: Retreat Chair Barbara Furlong reported that 14 members have signed up for Fall Retreat, to be held October 12-16 at Cove, OR.

Old Business: The committee to review bylaws and policies has been tabled until January. A nomination committee is needed to secure nominees for board positions.

Old Business: The Board tabled discussion of a "Men Behind the Quilt" calendar sale.

Meeting was adjourned at 8:10 p.m.; next board meeting will be Monday, September 12.

August 2016

No August Board meeting was held, due to summer hiatus.

ADVERTISEMENTS

For Sale: 16" Handquilter Pro - \$5,000

Moving, so I have for sale:

16" Handquilter Pro

Must be sold in September - \$5000

Mary Shoop 509-554-2135

For Sale: Embroidery Machine - \$5,000

For sale: Husqvarna Designer Diamond Deluxe sewing machine with embroidery unit and accessories. Bought it new 2013. Only used it a couple of times, but prefer my other Designer SE. I decided I am not an embroiderer so want to sell it so someone else can get some good use out of it. New was \$9,999.00, asking \$5,000.00.

Judy Gelhaus 947-8942 jegelhaus@gmail.com

EXECUTIVE BOARD 2016

OFFICERS

Each officer has 1 vote; President only votes to break a tie.

President	Jean Keaveney
VP AM	Judy Urrutia
VP PM	Lois Pedersen
Guild Secretary	Ardith Eakin
Treasurer	Chris Cowan
Secretary AM	Barbara Atwell
Secretary PM	Rena Christensen

COMMITTEE CHAIRS

One vote per committee

Community Service	Cyndy Underwood
Membership	Floreine Turlington
Newsletter	Cynthia Ewer
Programs AM	VACANT
Programs PM	Barb Minton
Publicity	VACANT
Quilt Show 2016	Laurel Sutton
Co-Chair	Elaine Brouillard
Workshops	Jo Matthias

OTHER CHAIRPERSONS


Non-Voting

Guild Closet	Kathy Kaser-Nichols
Friendship	Tina Foley
Historian	Jo Matthias
Retreats	Barb Furlong
AM Hospitality	Laura Sawyer
PM Hospitality	Tanya Bunch
AM Library	Carol Capelle
PM Library	Barbara Wetzel
Properties	Laurel Sutton
Sunshine	Tina Foley
Webmaster	Cynthia Ewer
E-Mail Coordinator	Michele Boston
White Bluffs Liaison	Jo Matthias

Editor's Note: As our newsletters are now online--and being indexed by are search engines like Google--we are no longer publishing personal or contact information in order to protect member privacy.

Our Web Address: www.tcquilters.org

Next Newsletter Deadline is October 15



Our new

EMBROIDERY PARTIES

are snow joke!

At our new Embroidery Party, YOU run the show! Choose which projects and techniques you'd like to work on in class! Add some sparkle to your home and accessories with our new winter-themed Embroidery Party! Every event is as unique as a snowflake, so no two will ever be the same! Learn step-by-step how to create projects like zippered bags, 3D embroidery, and sew much more! Our special pricing, sneak peeks, prizes, and hands-on experiences are sure to fill you with warmth!

WHERE: Discount Vac & Sew

hosting at: Red Lion Columbia Center
1101 N Columbia Center Blvd.
Kennewick, WA 99336

WHEN: November 4th & 5th, 2016

HOW TO SIGN UP: Call 509-586-1680
or stop by the store!



Local Shops

AMELIA'S QUILT SHOP

130 Vista Way
Kennewick, WA 99336
509-572-2550
Email: ameliasquiltshop@yahoo.com

AUNTIE IDA'S QUILT SHOP

435 W. Hermiston Ave.
Hermiston, OR 97838
541-567-2726
Monday - Saturday 10 am - 5:30 pm
<http://auntyida.com>

10% Discount to TCQG members on regularly priced fabric and notions

CRAFT WAREHOUSE

7411 W. Canal Drive
Kennewick, WA 99336
509-783-9663

10% Discount on one item per visit - show your card

DISCOUNT VAC, SEW & FABRICS

119 W. 1st Ave.
Kennewick, WA 99336
509-586-1680
<http://www.discountvacandsew.com/>

10 % Discount to TCQG members on regularly priced fabric

FABRIC 108

1108 E. 44th Ave.
Kennewick, WA
509-586-1741
Email: fabric108@yahoo.com
<http://www.fabric108.com>

JANEAN'S BERNINA

6303 Burden Blvd.
Suite C, Pasco, WA 99301
509-544-7888
<http://www.janeansbernina.com>

JOANN FABRICS

751 N. Columbia Center Blvd.
Kennewick, WA 99336
509-736-0970

10% Discount with VIP card.

QUILTMANIA

1442 Jadwin Ave., Suite C
Richland, WA 99352
509-946-7467 (PINS)
Email: quiltmania@verizon.net

15% Discount to TCQG members on fabric and notions

SANDY'S FABRICS AND MACHINES

24 N. Benton
Kennewick, WA 99336
509-585-4739 (ISEW)

New owners are Ed and Karen Jarrett. Every month they will donate a \$40 gift certificate to be given away to a lucky Guild member.

THE SEWING BASKET & GIFTS

1108 Wine Country Road
Prosser, WA 99350
509-786-7367

10% Discount to TCQG members



Late-Breaking Workshop News:

Decorative Bag Workshop Scheduled October 11-12

Workshop Chair Jo Matthias shares that Betty Kuhler will be giving a 2-day class on her decorative bags (purses), to be held Oct. 11th & 12th.

Fun class with great results, something new for the wardrobe or for a great gift! More info to come, fee will be \$40.00 and a supply kit will be needed from Betty. Mark your calendars!



Community Service Tracking Tag

Please fill out the top portion as the work is completed, and keep tag with the quilt. Thank you!

Pieced by: _____

Quilting by: _____

Binding by: _____

Did you use Guild fabric or batting? Y / N

**** FOR GUILD & COMMUNITY SERVICE CHAIR USE ONLY ****

Date Received: _____

Description: _____

Date to Agency: _____

Receiving Agency: _____

What's Happening in the Pacific Northwest?

<i>Date / Time</i>	<i>Event</i>	<i>Location</i>	<i>Cost</i>	<i>Contact</i>
Sept 30-Oct 2 <i>Fri-Sun 10-5</i>	La Connor Quilt Fest	Maple Hall 107 Commercial Ave La Conner, WA	\$9	Info: www.laconnerquilts.org
Oct 1-2 <i>Sat 10-5</i> <i>Sun 10-4</i>	Emerald Valley Quilters: Cele- brating Colors	Lane County Events Center Performance Hall 796 W 13th Ave Eugene, OR	\$7	Info: www.emeraldvalleyquilters.org
Oct 14-16 <i>Fri-Sat 10-6</i> <i>Sun 10-4</i>	Washington State Quilters: Quilts of Many Colors	Spokane County Fair & Expo Center 404 N Havana Spokane Valley, WA	\$8	Info: www.wsqspokane.org

ADVERTISEMENTS

Candy Crandall
Longarm Quilter

Candy's Quilts & Things
Let us quilt for you

68403 NSR 225
Benton City, Wa. 99320

509-531-8550

candysquiltsandthings@gmail.com
candysquiltsandthings.blogspot.com

My, Can She Quilt
I.I.C.
Custom Longarm Quilting
by appointment

509-308-7322
mikenhigham@gmail.com
www.facebook.com/MyCanSheQuilt

Miken Higham

Printing & Advertising Information for Quilter's Press

Quilter's Press: published six times per year by the Tri-City Quilter's Guild, P.O. Box 215, Richland, WA 99352

Subscription: (6 issues/year) \$10.50 per calendar year, or included in the annual membership dues.

Send to Editor (in writing): your comments, information, articles, announcements. Future events for all quilt groups published free of charge.

Items will be used as space permits.

Advertisements: TCQG members receive one free personal advertisement per year. Business Advertisements: quilt-related shops, fabric shops, and persons who operate a home-based quilt related business. Rates are as listed in box at right.

Deadline for Newsletter Input: 15th of February, April, June, August, October and December.

Quilter's Press Per Issue Advertising Rates

Business Card	\$10.00 (\$5.00 for members)
Classified	\$1 per line - \$5 minimum (\$1/\$5 for members)
Quarter Page*	\$20.00 (\$10.00 for members)
Half Page*	\$40.00 (\$20.00 for members)
Full Page*	\$80.00 (\$40.00 for members)
Non-member rates are double the above rates.	TCQG members may place one free business card size ad per year.

**All ads quarter page and larger, must be camera ready.*

Fall into autumn quilting today, with the Tri-City Quilters' Guild

SEPTEMBER

Second Monday Board Meeting: 9/12

6:30 pm

White Bluffs Center - Room 204
294 Torbett, Richland.

(All members are welcome)

Third Monday AM Meeting: 9/19

10:30 am

(10 am Social Time)

Hillspring Church
1153 Gage Blvd., Richland

Bring a sack lunch (optional)

Program: Member Featured Artist Presentations
Trunk Show by Suzi Soderlund

Third Monday PM Meeting: 9/19

7:00 pm

(6:30 pm Social Time)

Hillspring Church
1153 Gage Blvd., Richland

Program: Member Featured Artist Presentations
Trunk Show by Suzi Soderlund



OCTOBER

Second Monday Board Meeting: 10/10

6:30 pm

White Bluffs Center - Room 204
294 Torbett, Richland.

(All members are welcome)

Third Monday AM Meeting: 10/17

10:30 am

(10 am Social Time)

Hillspring Church
1153 Gage Blvd., Richland

Bring a sack lunch (optional)

Program: Community Service

Between AM and PM Meetings: In-Betweens SEWcial

Third Monday PM Meeting: 10/17

7:00 pm

(6:30 pm Social Time)

Hillspring Church
1153 Gage Blvd., Richland

Program: Community Service



Please wear name tags to meetings

For a name tag pattern, contact Ginny Hildreth or find it online at www.tcquilters.org